

4% Portfolio

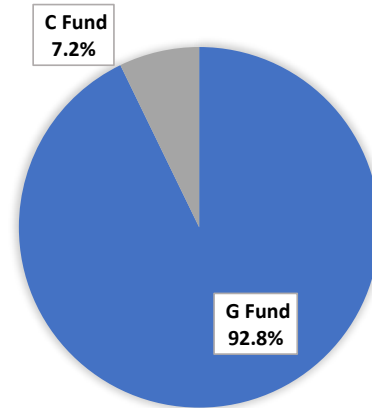
Target Return
4.02%

Deviation
0.62%

Expected Range of Fluctuation
3.40% - 4.64%

Possible Range of Fluctuation
2.78% - 5.26%

Historical Extremes
3.10% - 6.17%



5% Portfolio

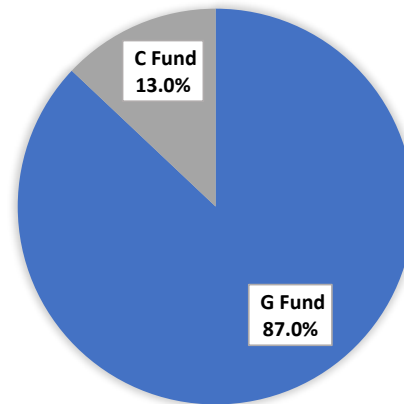
Target Return
5.00%

Deviation
1.10%

Expected Range of Fluctuation
3.90% - 6.10%

Possible Range of Fluctuation
2.79% - 7.21%

Historical Extremes
3.16% - 8.60%



6% Portfolio

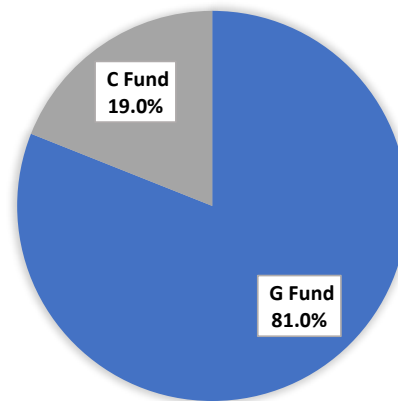
Target Return
6.03%

Deviation
1.60%

Expected Range of Fluctuation
4.43% - 7.62%

Possible Range of Fluctuation
2.83% - 9.22%

Historical Extremes
3.21% - 11.09%



7% Portfolio

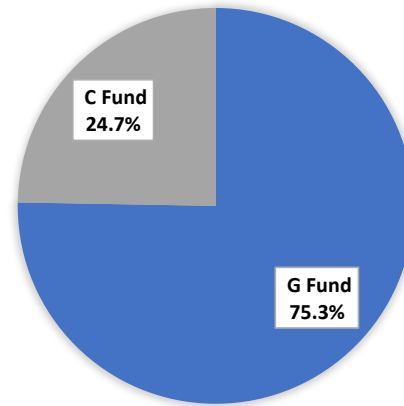
Target Return
7.01%

Deviation
2.07%

Expected Range of Fluctuation
4.94% - 9.07%

Possible Range of Fluctuation
2.87% - 11.14%

Historical Extremes
3.26% - 13.42%



8% Portfolio

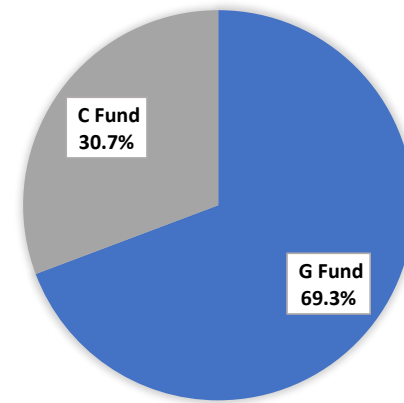
Target Return
8.03%

Deviation
2.55%

Expected Range of Fluctuation
5.48% - 10.58%

Possible Range of Fluctuation
2.93% - 13.13%

Historical Extremes
3.32% - 15.79%



9% Portfolio

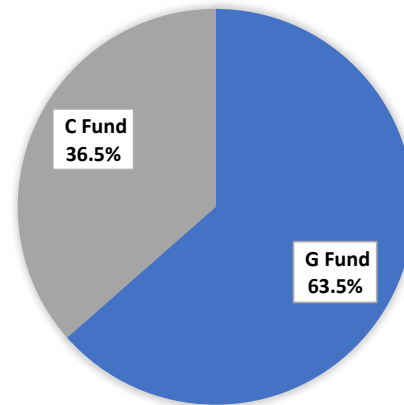
Target Return
9.01%

Deviation
3.01%

Expected Range of Fluctuation
6.00% - 12.02%

Possible Range of Fluctuation
2.98% - 15.04%

Historical Extremes
3.37% - 18.01%



10% Portfolio

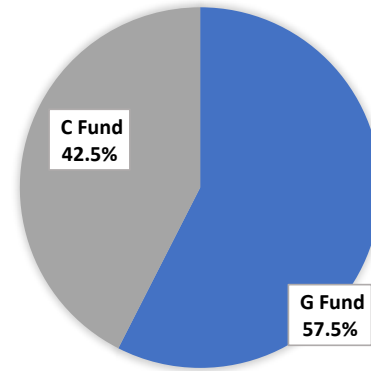
Target Return
10.03%

Deviation
3.50%

Expected Range of Fluctuation
6.54% - 13.53%

Possible Range of Fluctuation
3.04% - 17.03%

Historical Extremes
3.42% - 20.27%



11% Portfolio

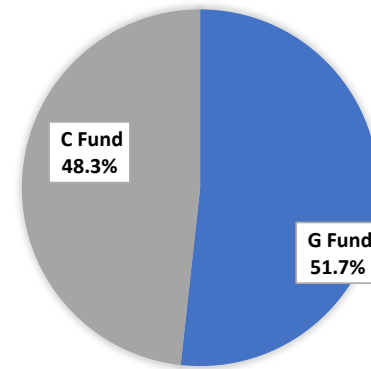
Target Return
11.01%

Deviation
3.96%

Expected Range of Fluctuation
7.06% - 14.97%

Possible Range of Fluctuation
3.10% - 18.93%

Historical Extremes
3.47% - 22.39%



12% Portfolio

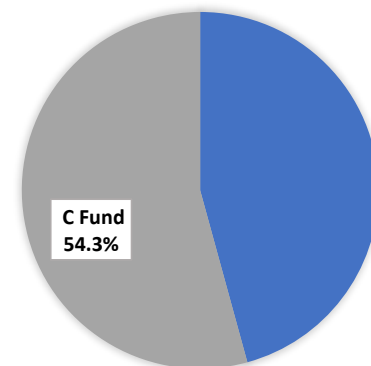
Target Return
12.04%

Deviation
4.44%

Expected Range of Fluctuation
7.59% - 16.48%

Possible Range of Fluctuation
3.15% - 20.93%

Historical Extremes
3.51% - 24.56%



13% Portfolio

Target Return

13.02%

Deviation

4.91%

Expected Range of Fluctuation

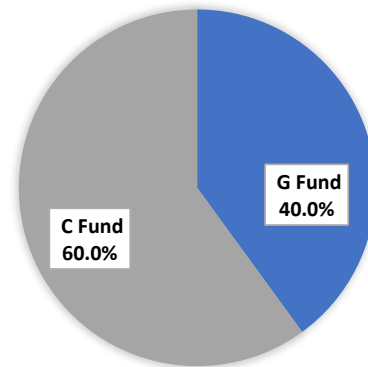
8.11% - 17.93%

Possible Range of Fluctuation

3.20% - 22.84%

Historical Extremes

3.56% - 26.58%



14% Portfolio

Target Return

14.00%

Deviation

5.38%

Expected Range of Fluctuation

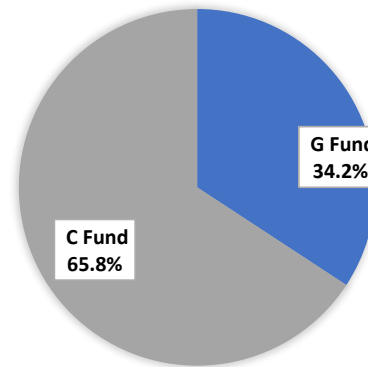
8.62% - 19.38%

Possible Range of Fluctuation

3.24% - 24.76%

Historical Extremes

3.60% - 28.57%



15% Portfolio

Target Return

15.02%

Deviation

5.87%

Expected Range of Fluctuation

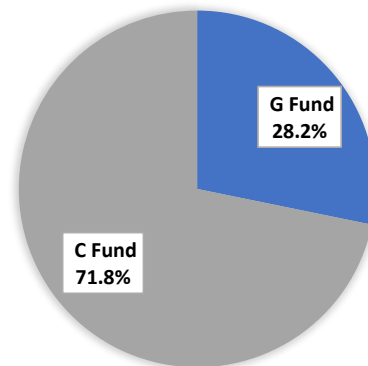
9.15% - 20.90%

Possible Range of Fluctuation

3.28% - 26.77%

Historical Extremes

3.65% - 30.82%



16% Portfolio

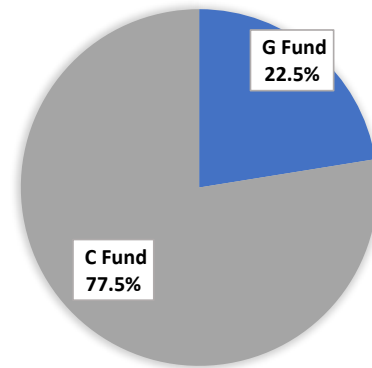
Target Return
16.00%

Deviation
6.35%

Expected Range of Fluctuation
9.66% - 22.35%

Possible Range of Fluctuation
3.31% - 28.70%

Historical Extremes
3.69% - 33.14%



17% Portfolio

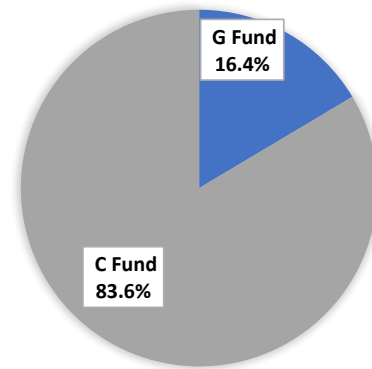
Target Return
21.55%

Deviation
6.85%

Expected Range of Fluctuation
14.71% - 28.40%

Possible Range of Fluctuation
7.86% - 35.25%

Historical Extremes
3.74% - 35.59%



18% Portfolio

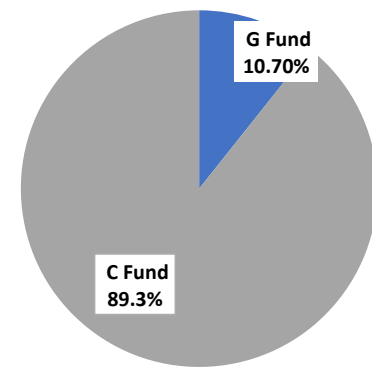
Target Return
21.57%

Deviation
7.33%

Expected Range of Fluctuation
14.24% - 28.90%

Possible Range of Fluctuation
6.91% - 36.23%

Historical Extremes
3.78% - 37.94%



19% Portfolio

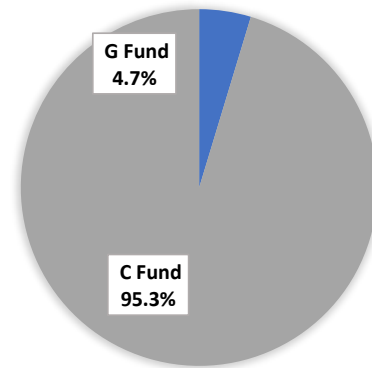
Target Return
21.59%

Deviation
7.84%

Expected Range of Fluctuation
13.75% - 29.42%

Possible Range of Fluctuation
5.91% - 37.26%

Historical Extremes
3.82% - 40.41%



20% Portfolio

Target Return
21.60%

Deviation
8.40%

Expected Range of Fluctuation
13.20% - 30.00%

Possible Range of Fluctuation
4.81% - 38.40%

Historical Extremes
4.13% - 43.14%

