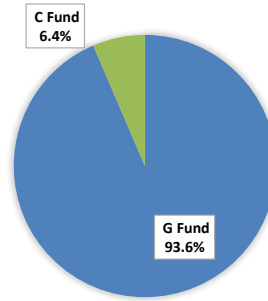


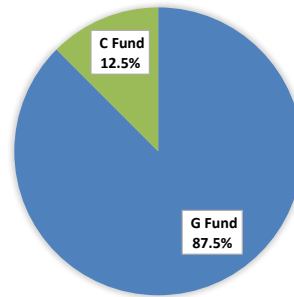
4% Portfolio

Target Return	Deviation
4.01%	0.56%
Expected Range of Fluctuation	Possible Range of Fluctuation
3.45% - 4.56%	2.89% - 5.12%
Historical Extremes	
3.10% - 5.84%	



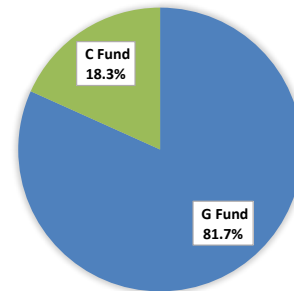
5% Portfolio

Target Return	Deviation
5.03%	1.07%
Expected Range of Fluctuation	Possible Range of Fluctuation
3.96% - 6.09%	2.90% - 7.16%
Historical Extremes	
3.15% - 8.41%	



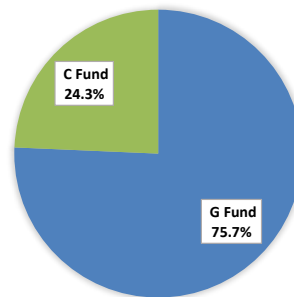
6% Portfolio

Target Return	Deviation
6.01%	1.54%
Expected Range of Fluctuation	Possible Range of Fluctuation
4.46% - 7.55%	2.92% - 9.09%
Historical Extremes	
3.21% - 10.81%	



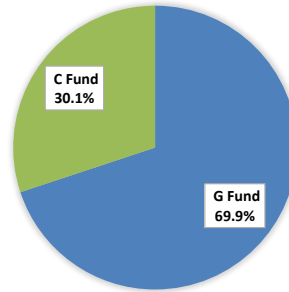
7% Portfolio

Target Return	Deviation
7.03%	2.03%
Expected Range of Fluctuation	Possible Range of Fluctuation
4.99% - 9.06%	2.96% - 11.09%
Historical Extremes	
3.26% - 13.25%	



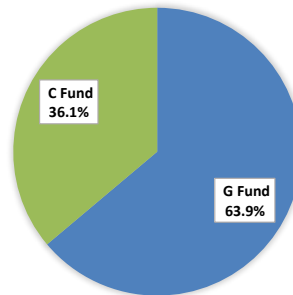
8% Portfolio

Target Return	Deviation
8.00%	2.50%
Expected Range of Fluctuation	Possible Range of Fluctuation
5.50% - 10.50%	3.00% - 13.00%
Historical Extremes	
3.31% - 15.54%	



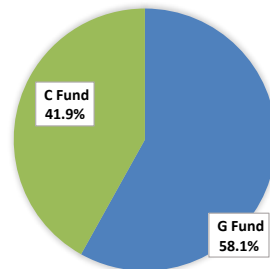
9% Portfolio

Target Return	Deviation
9.02%	2.99%
Expected Range of Fluctuation	Possible Range of Fluctuation
6.04% - 12.01%	3.05% - 15.00%
Historical Extremes	
3.36% - 17.87%	



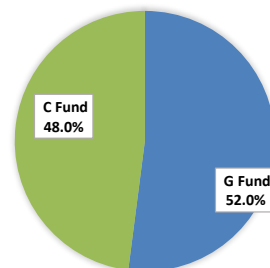
10% Portfolio

Target Return	Deviation
10.00%	3.45%
Expected Range of Fluctuation	Possible Range of Fluctuation
6.55% - 13.45%	3.10% - 16.90%
Historical Extremes	
3.41% - 20.05%	



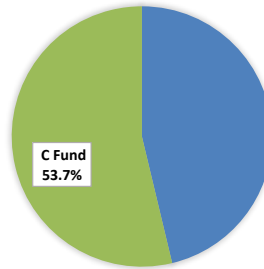
11% Portfolio

Target Return	Deviation
11.02%	3.94%
Expected Range of Fluctuation	Possible Range of Fluctuation
7.09% - 14.96%	3.15% - 18.89%
Historical Extremes	
3.46% - 22.28%	



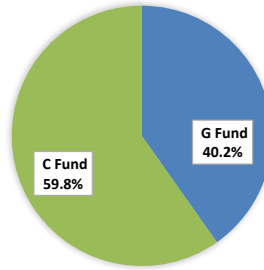
12% Portfolio

Target Return		Deviation
12.00%		4.40%
Expected Range of Fluctuation		Possible Range of Fluctuation
7.60% - 16.40%		3.20% - 20.80%
Historical Extremes		
3.51% - 24.37%		



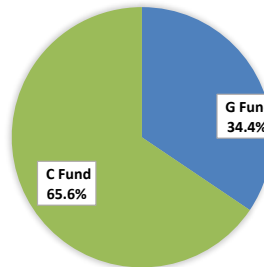
13% Portfolio

Target Return		Deviation
13.02%		4.89%
Expected Range of Fluctuation		Possible Range of Fluctuation
8.13% - 17.91%		3.24% - 22.80%
Historical Extremes		
3.56% - 26.50%		



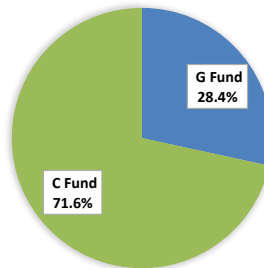
14% Portfolio

Target Return		Deviation
14.00%		5.36%
Expected Range of Fluctuation		Possible Range of Fluctuation
8.64% - 19.36%		3.27% - 24.72%
Historical Extremes		
3.60% - 28.50%		



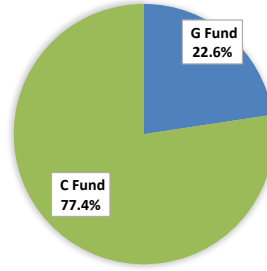
15% Portfolio

Target Return		Deviation
15.02%		5.86%
Expected Range of Fluctuation		Possible Range of Fluctuation
9.16% - 20.88%		3.31% - 26.73%
Historical Extremes		
3.65% - 30.75%		



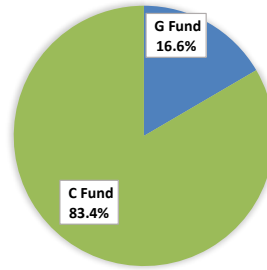
16% Portfolio

Target Return	Deviation
16.00%	6.33%
Expected Range of Fluctuation	Possible Range of Fluctuation
9.66% - 22.33%	3.33% - 28.67%
Historical Extremes	
3.69% - 33.08%	



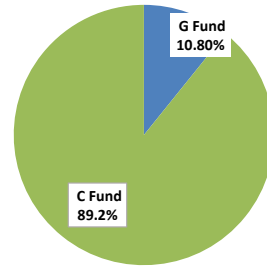
17% Portfolio

Target Return	Deviation
17.02%	6.84%
Expected Range of Fluctuation	Possible Range of Fluctuation
10.18% - 23.85%	3.35% - 30.69%
Historical Extremes	
3.74% - 35.53%	



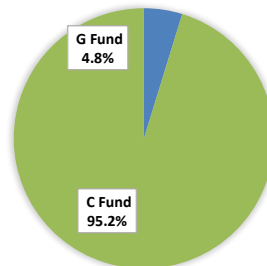
18% Portfolio

Target Return	Deviation
18.00%	7.32%
Expected Range of Fluctuation	Possible Range of Fluctuation
10.68% - 25.32%	3.36% - 32.64%
Historical Extremes	
3.78% - 37.89%	



19% Portfolio

Target Return	Deviation
19.02%	7.83%
Expected Range of Fluctuation	Possible Range of Fluctuation
11.19% - 26.85%	3.36% - 34.68%
Historical Extremes	
3.82% - 40.38%	



20% Portfolio

Target Return
20.00%

Deviation
8.40%

Expected Range of Fluctuation
11.61% - 28.40%

Possible Range of Fluctuation
3.21% - 36.79%

Historical Extremes
4.12% - 43.12%

