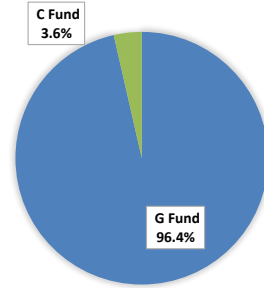


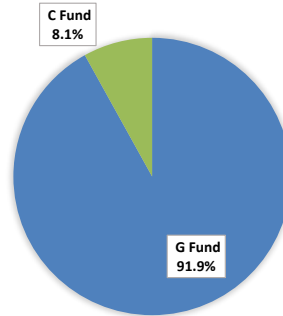
4% Portfolio

Target Return	Deviation
4.02%	0.30%
Expected Range of Fluctuation	Possible Range of Fluctuation
3.72% - 4.32%	3.43% - 4.61%
Historical Extremes	
3.19% - 4.72%	



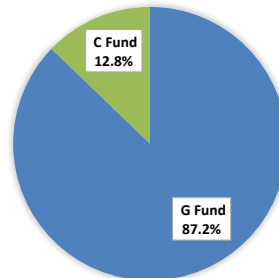
5% Portfolio

Target Return	Deviation
5.02%	0.65%
Expected Range of Fluctuation	Possible Range of Fluctuation
4.37% - 5.66%	3.72% - 6.31%
Historical Extremes	
3.25% - 6.64%	



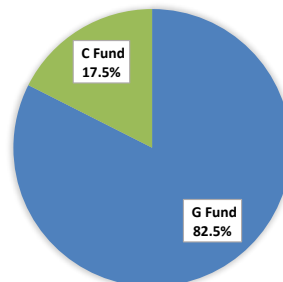
6% Portfolio

Target Return	Deviation
6.03%	1.01%
Expected Range of Fluctuation	Possible Range of Fluctuation
5.02% - 7.04%	4.01% - 8.05%
Historical Extremes	
3.30% - 8.64%	



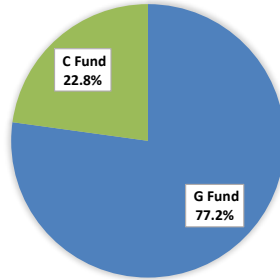
7% Portfolio

Target Return	Deviation
7.00%	1.36%
Expected Range of Fluctuation	Possible Range of Fluctuation
5.64% - 8.36%	4.28% - 9.72%
Historical Extremes	
3.35% - 10.59%	



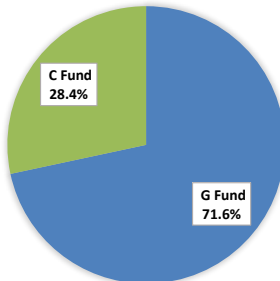
8% Portfolio

Target Return	Deviation
8.02%	1.74%
Expected Range of Fluctuation	Possible Range of Fluctuation
6.29% - 9.76%	4.55% - 11.50%
Historical Extremes	
3.40% - 12.73%	



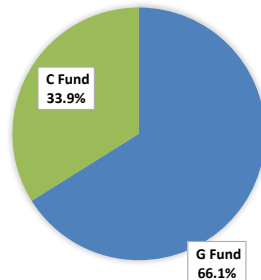
9% Portfolio

Target Return	Deviation
9.04%	2.12%
Expected Range of Fluctuation	Possible Range of Fluctuation
6.92% - 11.16%	4.80% - 13.29%
Historical Extremes	
3.46% - 14.92%	



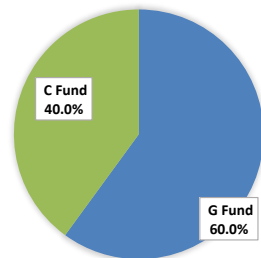
10% Portfolio

Target Return	Deviation
10.01%	2.50%
Expected Range of Fluctuation	Possible Range of Fluctuation
7.51% - 12.50%	5.02% - 15.00%
Historical Extremes	
3.51% - 17.07%	



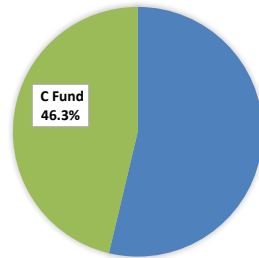
11% Portfolio

Target Return	Deviation
11.01%	2.89%
Expected Range of Fluctuation	Possible Range of Fluctuation
8.12% - 13.91%	5.23% - 16.80%
Historical Extremes	
3.57% - 19.37%	



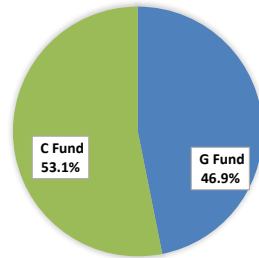
12% Portfolio

Target Return		Deviation
12.01%		3.30%
Expected Range of Fluctuation		Possible Range of Fluctuation
8.71% - 15.30%		5.42% - 18.60%
Historical Extremes		
3.63% - 21.71%		



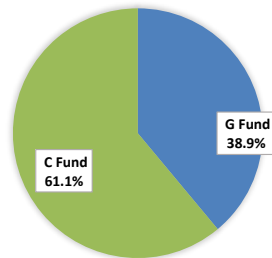
13% Portfolio

Target Return		Deviation
13.03%		3.72%
Expected Range of Fluctuation		Possible Range of Fluctuation
9.31% - 16.75%		5.58% - 20.47%
Historical Extremes		
3.70% - 24.19%		



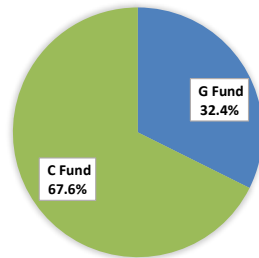
14% Portfolio

Target Return		Deviation
14.14%		4.20%
Expected Range of Fluctuation		Possible Range of Fluctuation
9.94% - 18.33%		5.74% - 22.53%
Historical Extremes		
3.77% - 26.96%		



15% Portfolio

Target Return		Deviation
15.01%		4.59%
Expected Range of Fluctuation		Possible Range of Fluctuation
10.42% - 19.59%		5.84% - 24.18%
Historical Extremes		
3.82% - 29.22%		



16% Portfolio

Target Return
16.03%

Deviation
5.05%

Expected Range of Fluctuation
10.98% - 21.09%

Possible Range of Fluctuation
5.93% - 26.14%

Historical Extremes
3.89% - 31.94%

