

---

#### 4% Portfolio

##### Target Return

4.00%

##### Expected Range of Fluctuation:

2.46% – 5.54%

##### Historical Extremes:

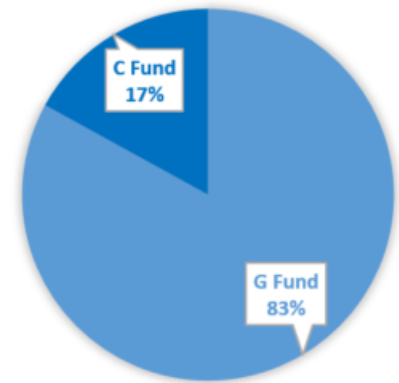
0.31% – 7.49%

##### Deviation

1.54%

##### Possible Range of Fluctuation:

0.92% – 7.09%



---

#### 5% Portfolio

##### Target Return

4.99%

##### Expected Range of Fluctuation:

2.57% – 7.42%

##### Historical Extremes:

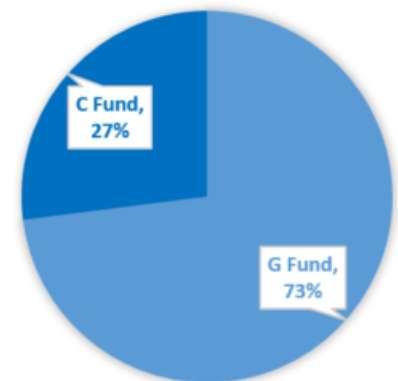
-0.82% – 10.53%

##### Deviation

2.42%

##### Possible Range of Fluctuation:

0.15% – 9.84%



---

#### 6% Portfolio

##### Target Return

6.00%

##### Expected Range of Fluctuation:

2.69% – 9.32%

##### Historical Extremes:

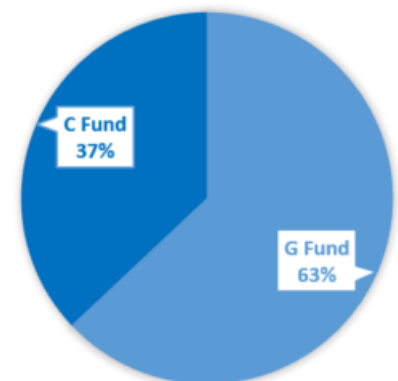
-1.97% – 13.80%

##### Deviation

3.32%

##### Possible Range of Fluctuation:

-0.63% – 12.63%



---

### 7% Portfolio

#### Target Return

7.01%

#### Expected Range of Fluctuation:

2.80% – 11.21%

#### Historical Extremes:

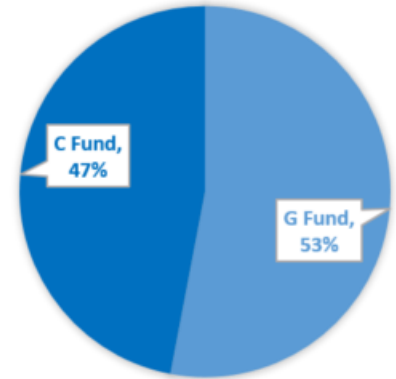
-3.13% – 17.17%

#### Deviation

4.21%

#### Possible Range of Fluctuation:

1.40% – 15.42%



---

### 8% Portfolio

#### Target Return

8.01%

#### Expected Range of Fluctuation:

2.91% – 13.10%

#### Historical Extremes:

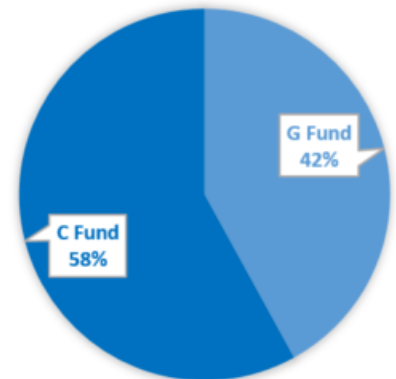
-4.29% – 20.66%

#### Deviation

5.09%

#### Possible Range of Fluctuation:

-2.18% – 18.20%



---

### 9% Portfolio

#### Target Return

9.00%

#### Expected Range of Fluctuation:

3.02% – 15.98%

#### Historical Extremes:

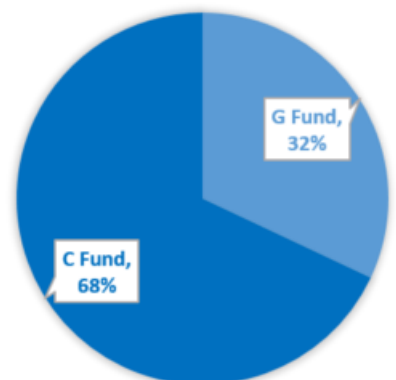
-5.46% – 24.26%

#### Deviation

5.98%

#### Possible Range of Fluctuation:

-2.96% – 20.96%



---

### 10% Portfolio

#### Target Return

9.99%

#### Expected Range of Fluctuation:

3.13% – 16.86%

#### Historical Extremes:

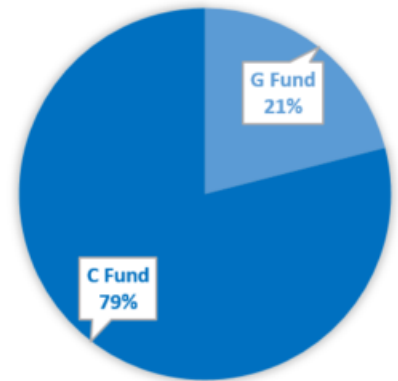
-6.63% – 27.98%

#### Deviation

6.86%

#### Possible Range of Fluctuation:

-3.73% – 23.72%



---

### 11% Portfolio

#### Target Return

11.00%

#### Expected Range of Fluctuation:

3.24% – 18.76%

#### Historical Extremes:

-7.83% – 31.89%

#### Deviation

7.76%

#### Possible Range of Fluctuation:

-4.52% – 26.52%

