

---

## 4% Portfolio

### Target Return

4.00%

### Deviation

1.11%

### Expected Range of Fluctuation:

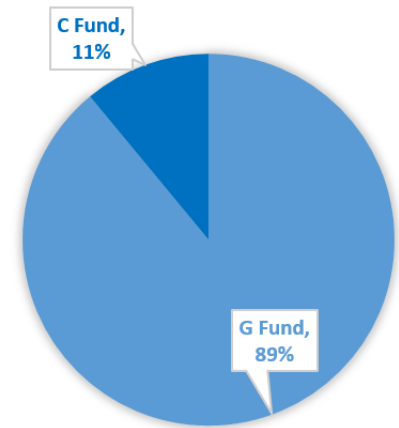
2.89% – 5.11%

### Possible Range of Fluctuation:

1.78% – 6.22%

### Historical Extremes:

0.30% – 7.50%



---

## 5% Portfolio

### Target Return

5.00%

### Deviation

2.27%

### Expected Range of Fluctuation:

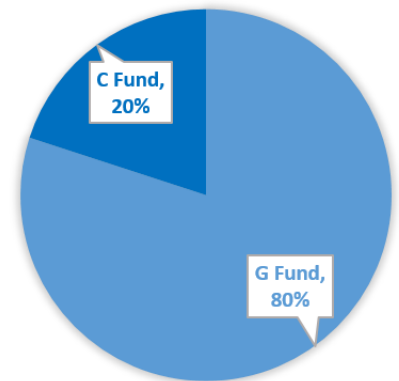
2.73% – 7.27%

### Possible Range of Fluctuation:

0.46% – 9.54%

### Historical Extremes:

-0.82% – 10.53%



---

## 6% Portfolio

### Target Return

6.00%

### Deviation

3.30%

### Expected Range of Fluctuation:

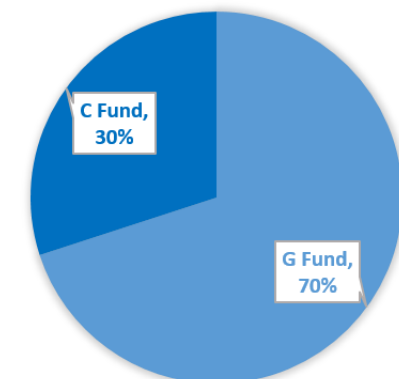
2.70% – 9.30%

### Possible Range of Fluctuation:

-0.60% – 12.60%

### Historical Extremes:

-2.15% – 13.91%



---

## 7% Portfolio

### Target Return

7.00%

### Deviation

4.23%

### Expected Range of Fluctuation:

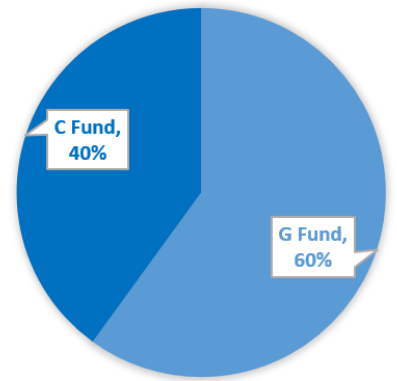
2.77% – 11.23%

### Possible Range of Fluctuation:

-1.46% – 15.46%

### Historical Extremes:

-3.90% – 17.17%



---

## 8% Portfolio

### Target Return

8.00%

### Deviation

5.22%

### Expected Range of Fluctuation:

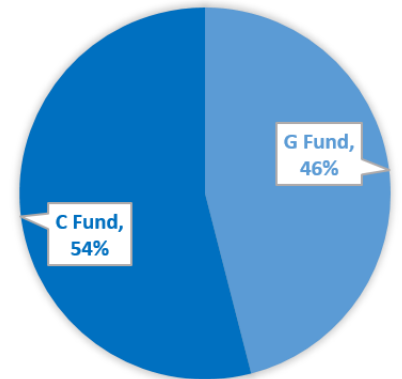
2.78% – 13.22%

### Possible Range of Fluctuation:

-2.44% – 18.44%

### Historical Extremes:

-4.34% – 20.65%



---

## 9% Portfolio

### Target Return

9.00%

### Deviation

6.19%

### Expected Range of Fluctuation:

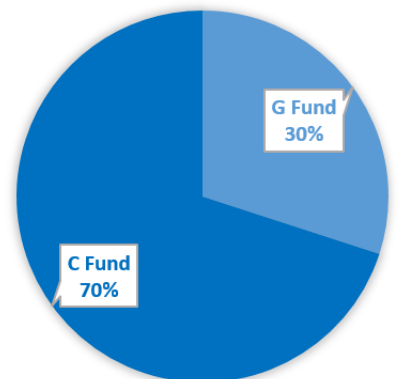
2.81% – 15.19%

### Possible Range of Fluctuation:

-3.38% – 21.38%

### Historical Extremes:

-5.51% – 24.30%



---

## 10% Portfolio

### Target Return

10.00%

### Deviation

8.76%

### Expected Range of Fluctuation:

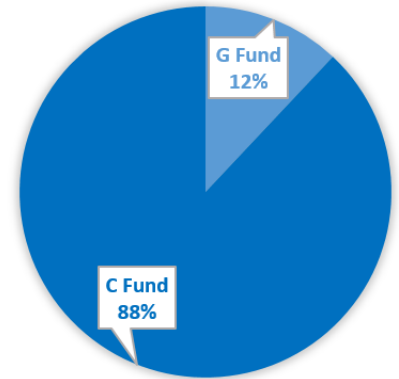
2.24% – 18.76%

### Possible Range of Fluctuation:

-5.52% – 27.52%

### Historical Extremes:

-7.88% – 29.03%



---

## 11% Portfolio

### Target Return

11.00%

### Deviation

9.34%

### Expected Range of Fluctuation:

1.66% – 20.34%

### Possible Range of Fluctuation:

-7.68% – 29.68%

### Historical Extremes:

-11.83% – 31.91%

