
4% Portfolio

Target Return

4.00%

Deviation

1.10%

Expected Range of Fluctuation:

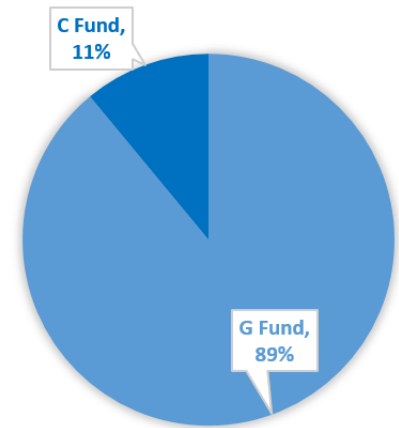
2.90% – 5.10%

Possible Range of Fluctuation:

1.80% – 6.20%

Historical Extremes:

0.31% – 7.46%



5% Portfolio

Target Return

5.00%

Deviation

2.25%

Expected Range of Fluctuation:

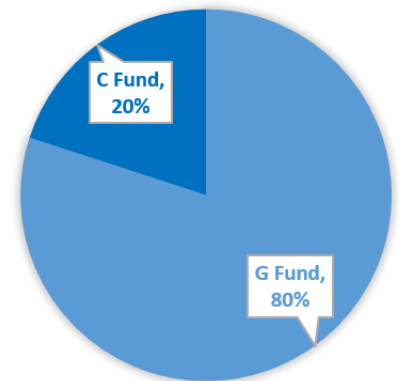
2.75% – 7.25%

Possible Range of Fluctuation:

0.50% – 9.50%

Historical Extremes:

-0.85% – 10.50%



6% Portfolio

Target Return

6.00%

Deviation

3.29%

Expected Range of Fluctuation:

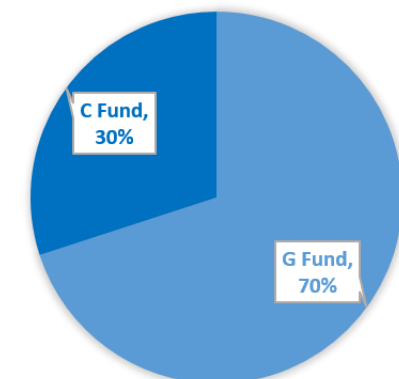
2.71% – 9.29%

Possible Range of Fluctuation:

-0.58% – 12.58%

Historical Extremes:

-2.13% – 13.91%



7% Portfolio

Target Return

7.00%

Deviation

4.20%

Expected Range of Fluctuation:

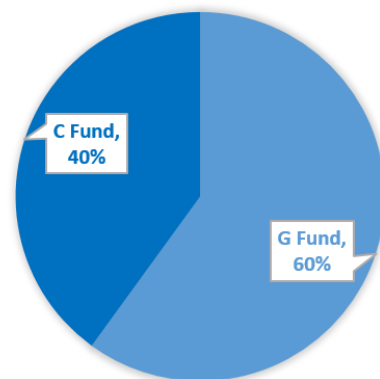
2.80% – 11.20%

Possible Range of Fluctuation:

-1.40% – 15.40%

Historical Extremes:

-3.87% – 17.13%



8% Portfolio

Target Return

8.00%

Deviation

5.19%

Expected Range of Fluctuation:

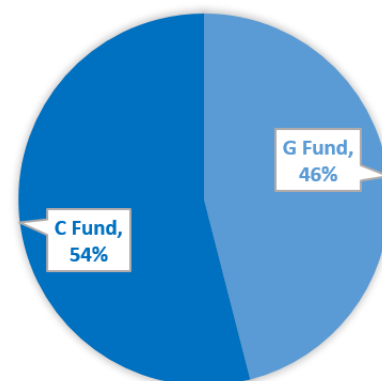
2.81% – 13.19%

Possible Range of Fluctuation:

-2.38% – 18.38%

Historical Extremes:

-4.30% – 20.61%



9% Portfolio

Target Return

9.00%

Deviation

6.19%

Expected Range of Fluctuation:

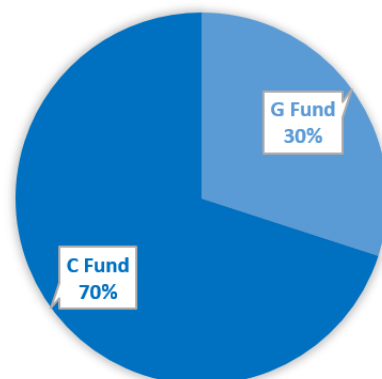
2.81% – 15.19%

Possible Range of Fluctuation:

-3.38% – 21.38%

Historical Extremes:

-5.51% – 24.30%



10% Portfolio

Target Return

10.00%

Deviation

8.75%

Expected Range of Fluctuation:

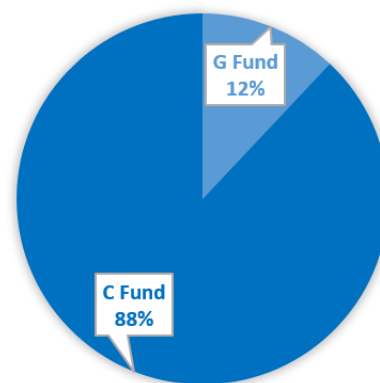
2.25% – 18.75%

Possible Range of Fluctuation:

-5.50% – 27.50%

Historical Extremes:

-7.85% – 29.00%



11% Portfolio

Target Return

11.00%

Deviation

9.34%

Expected Range of Fluctuation:

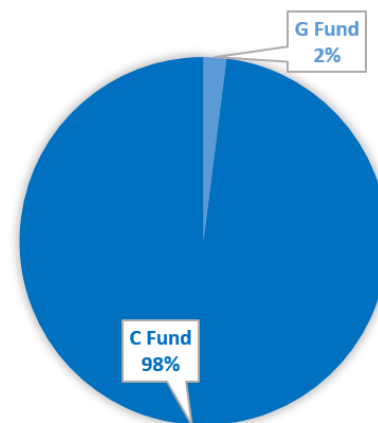
1.66% – 20.34%

Possible Range of Fluctuation:

-7.68% – 29.68%

Historical Extremes:

-11.83% – 31.91%



12% Portfolio

Target Return

12.00%

Deviation

13.72%

Expected Range of Fluctuation:

-1.72% – 25.72%

Possible Range of Fluctuation:

-15.44% – 39.44%

Historical Extremes:

-20.88% – 45.01%

