

---

## 4% Portfolio

### Target Return

4.00%

### Deviation

1.12%

### Expected Range of Fluctuation:

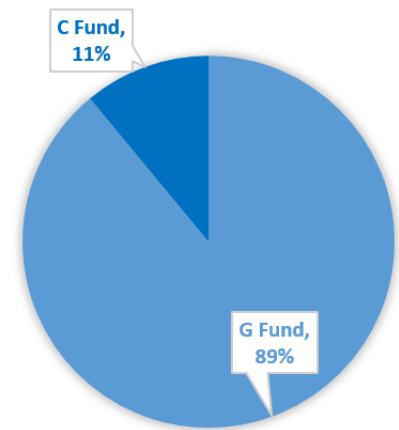
2.88% – 5.12%

### Possible Range of Fluctuation:

1.76% – 6.24%

### Historical Extremes:

0.31% – 7.46%



---

## 5% Portfolio

### Target Return

5.00%

### Deviation

2.28%

### Expected Range of Fluctuation:

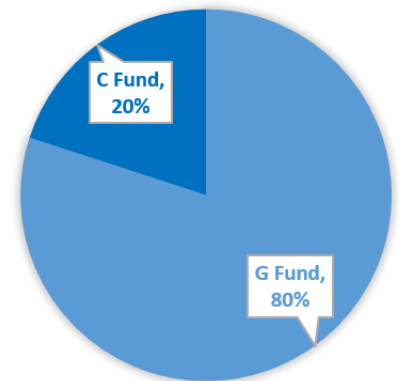
2.72% – 7.28%

### Possible Range of Fluctuation:

0.46% – 9.56%

### Historical Extremes:

-0.85% – 10.50%



---

## 6% Portfolio

### Target Return

6.00%

### Deviation

3.32%

### Expected Range of Fluctuation:

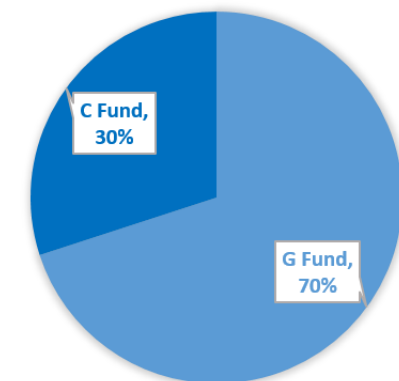
2.68% – 9.32%

### Possible Range of Fluctuation:

-0.64% – 12.64%

### Historical Extremes:

-2.13% – 13.91%



---

## 7% Portfolio

### Target Return

7.00%

### Deviation

4.25%

### Expected Range of Fluctuation:

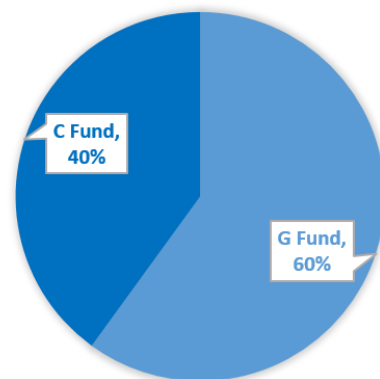
2.75% – 11.25%

### Possible Range of Fluctuation:

-1.50% – 15.50%

### Historical Extremes:

-3.87% – 17.13%



---

## 8% Portfolio

### Target Return

8.00%

### Deviation

5.25%

### Expected Range of Fluctuation:

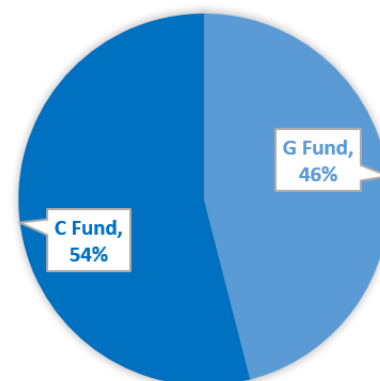
2.75% – 13.25%

### Possible Range of Fluctuation:

-2.50% – 18.50%

### Historical Extremes:

-4.30% – 20.61%



---

## 9% Portfolio

### Target Return

9.00%

### Deviation

6.43%

### Expected Range of Fluctuation:

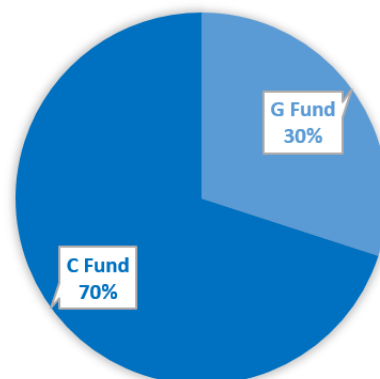
2.57% – 15.43%

### Possible Range of Fluctuation:

-3.86% – 21.86%

### Historical Extremes:

-5.51% – 24.30%



---

## 10% Portfolio

### Target Return

10.00%

### Deviation

8.85%

### Expected Range of Fluctuation:

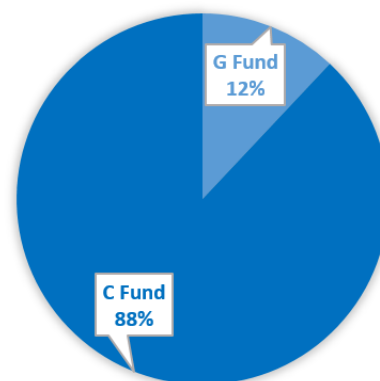
2.15% – 18.85%

### Possible Range of Fluctuation:

-5.50% – 27.70%

### Historical Extremes:

-7.85% – 29.00%



---

## 11% Portfolio

### Target Return

11.00%

### Deviation

9.51%

### Expected Range of Fluctuation:

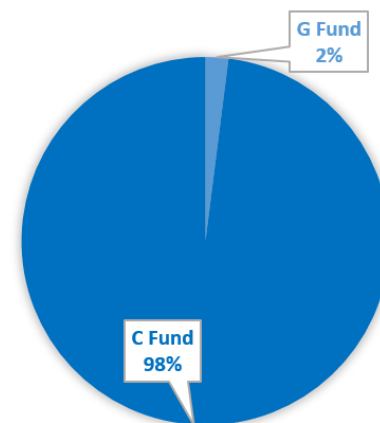
1.49% – 20.51%

### Possible Range of Fluctuation:

-8.02% – 30.02%

### Historical Extremes:

-11.83% – 31.91%



---

## 12% Portfolio

### Target Return

12.00%

### Deviation

13.79%

### Expected Range of Fluctuation:

-1.79% – 25.79%

### Possible Range of Fluctuation:

-15.58% – 39.58%

### Historical Extremes:

-20.88% – 45.01%

