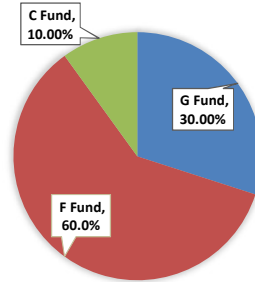


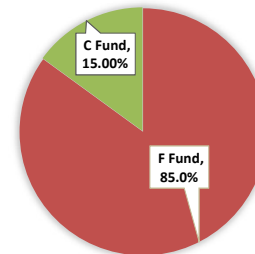
4% Portfolio

Target Return		Deviation			
4.00%		2.20%			
Expected Range of Fluctuation		Possible Range of Fluctuation			
1.80%	-	6.20%	-0.40%	-	8.41%
Historical Extremes					
-1.12%	-	7.89%			



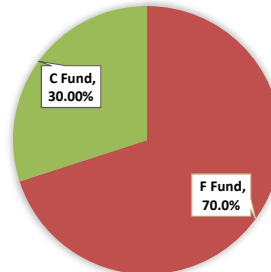
5% Portfolio

Target Return		Deviation			
5.01%		3.36%			
Expected Range of Fluctuation		Possible Range of Fluctuation			
1.65%	-	8.37%	-1.71%	-	11.73%
Historical Extremes					
-2.42%	-	8.87%			



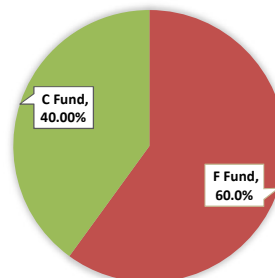
6% Portfolio

Target Return		Deviation			
6.00%		5.15%			
Expected Range of Fluctuation		Possible Range of Fluctuation			
0.86%	-	11.15%	-4.29%	-	16.29%
Historical Extremes					
-4.39%	-	13.00%			



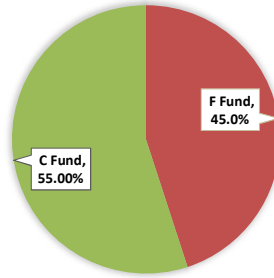
7% Portfolio

Target Return		Deviation			
7.00%		7.33%			
Expected Range of Fluctuation		Possible Range of Fluctuation			
-0.34%	-	14.33%	-7.67%	-	21.67%
Historical Extremes					
-6.06%	-	16.73%			



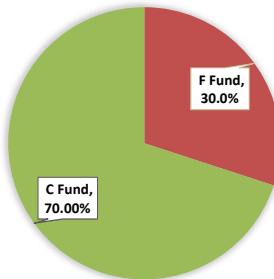
8% Portfolio

Target Return		Deviation			
8.00%		9.67%			
Expected Range of Fluctuation		Possible Range of Fluctuation			
-1.67%	-	17.68%	-11.34%	-	27.35%
Historical Extremes					
-7.43%	-	19.91%			



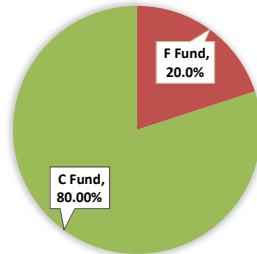
9% Portfolio

Target Return		Deviation			
9.00%		12.06%			
Expected Range of Fluctuation		Possible Range of Fluctuation			
-3.06%	-	21.07%	-15.12%	-	33.13%
Historical Extremes					
-8.56%	-	23.04%			



10% Portfolio

Target Return		Deviation			
10.00%		14.48%			
Expected Range of Fluctuation		Possible Range of Fluctuation			
-4.47%	-	24.48%	-18.95%	-	38.96%
Historical Extremes					
-9.51%	-	26.29%			



11% Portfolio

Target Return		Deviation			
11.00%		16.89%			
Expected Range of Fluctuation		Possible Range of Fluctuation			
-5.90%	-	27.89%	-22.79%	-	44.78%
Historical Extremes					
-10.32%	-	29.25%			

