

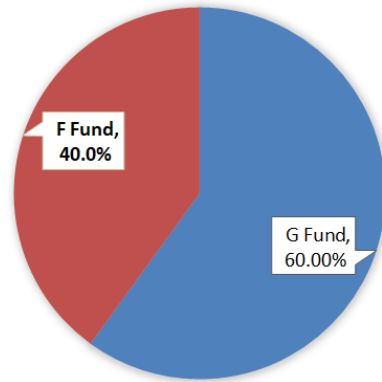
3% Portfolio

Target Return
3.00%

Deviation
1.57%

Expected Range of Fluctuation Possible Range of Fluctuation
1.43% - 4.57% -0.14% - 6.14%

Historical Extremes
-1.09% - 7.80%



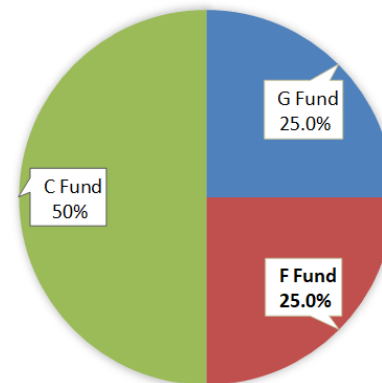
5% Portfolio

Target Return
5.00%

Deviation
9.50%

Expected Range of Fluctuation Possible Range of Fluctuation
-4.50% - 14.50% -14.00% - 24.00%

Historical Extremes
-12.45% - 25.74%



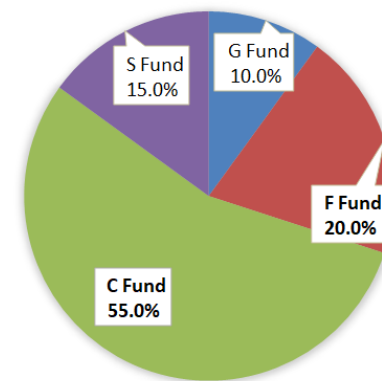
7% Portfolio

Target Return
7.00%

Deviation
15.90%

Expected Range of Fluctuation Possible Range of Fluctuation
-8.90% - 22.90% -24.80% - 38.80%

Historical Extremes
-24.41% - 38.18%



9% Portfolio

Target Return
9.00%

Deviation
24.05%

Expected Range of Fluctuation Possible Range of Fluctuation
-15.05% - 33.05% -39.10% - 57.10%

Historical Extremes
-56.10% - 57.75%

