

# 4% Portfolio

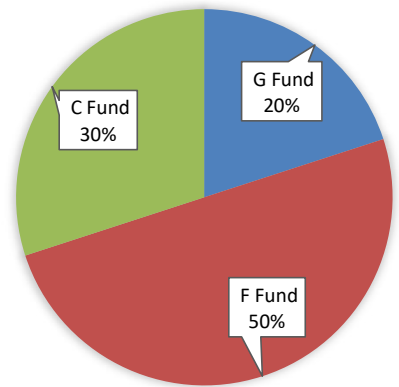
**Target Return**  
4.00%

**Deviation**  
1.90%

**Expected Range of Fluctuation**  
2.10% - 5.90%

**Possible Range of Fluctuation**  
0.20% - 7.80%

**Historical Extremes**  
-0.40% - 8.00%



# 6% Portfolio

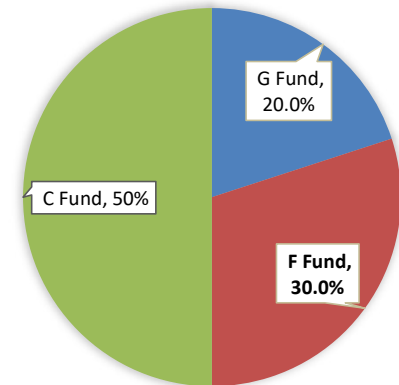
**Target Return**  
6.00%

**Deviation**  
6.50%

**Expected Range of Fluctuation**  
-0.50% - 12.50%

**Possible Range of Fluctuation**  
-7.00% - 19.00%

**Historical Extremes**  
-10.45% - 20.74%



# 7% Portfolio

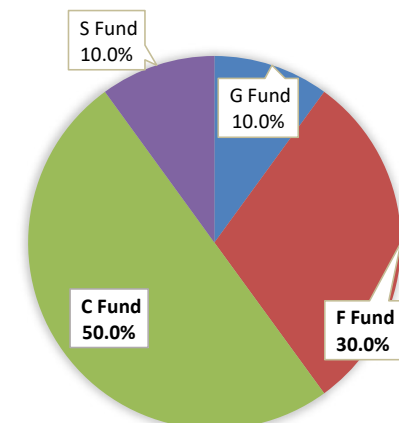
**Target Return**  
7.0%

**Deviation**  
10.3%

**Expected Range of Fluctuation**  
-3.3% - 17.3%

**Possible Range of Fluctuation**  
-13.6% - 27.6%

**Historical Extremes**  
-14.4% - 28.9%



# 8% Portfolio

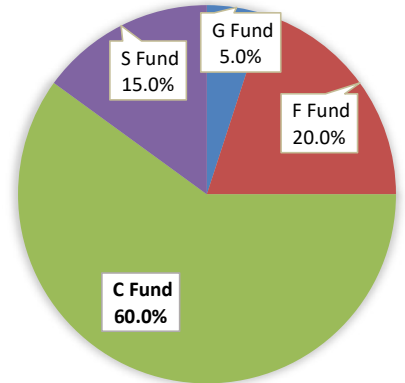
**Target Return**  
8.00%

**Deviation**  
12.90%

**Expected Range of Fluctuation**  
-4.9% - 20.9%

**Possible Range of Fluctuation**  
-17.8% - 33.8%

**Historical Extremes**  
-18.7% - 34.4%



# 9% Portfolio

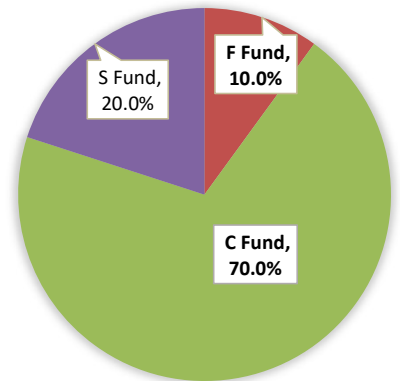
**Target Return**  
9.0%

**Deviation**  
14.2%

**Expected Range of Fluctuation**  
-5.2% - 23.2%

**Possible Range of Fluctuation**  
-19.4% - 37.4%

**Historical Extremes**  
-21.0% - 39.7%



# 10% Portfolio

**Target Return**  
10.0%

**Deviation**  
16.0%

**Expected Range of Fluctuation**  
-6.0% - 26.0%

**Possible Range of Fluctuation**  
-22.0% - 42.0%

**Historical Extremes**  
-25.0% - 44.1%

