

## 4% Portfolio

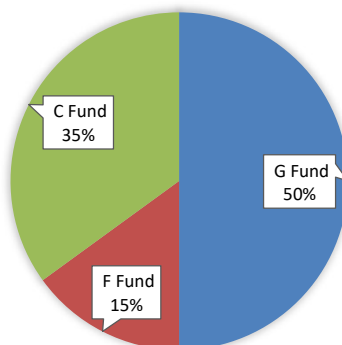
**Target Return**  
4.00%

**Deviation**  
1.70%

**Expected Range of Fluctuation**  
2.30% - 5.70%

**Possible Range of Fluctuation**  
0.60% - 7.40%

**Historical Extremes**  
-0.40% - 8.00%



## 6% Portfolio

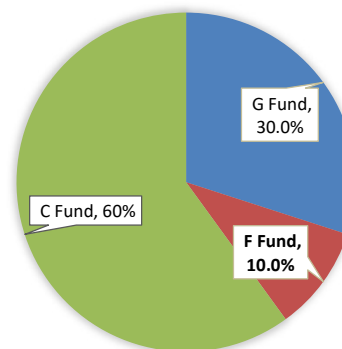
**Target Return**  
6.00%

**Deviation**  
6.20%

**Expected Range of Fluctuation**  
-0.20% - 12.20%

**Possible Range of Fluctuation**  
-6.40% - 18.40%

**Historical Extremes**  
-10.45% - 20.74%



## 7% Portfolio

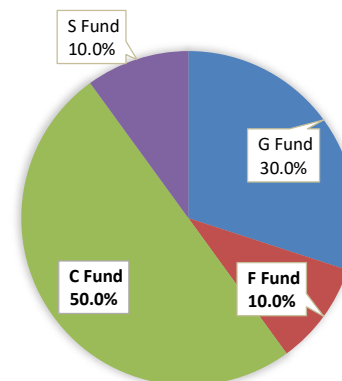
**Target Return**  
7.0%

**Deviation**  
10.2%

**Expected Range of Fluctuation**  
-3.2% - 17.2%

**Possible Range of Fluctuation**  
-13.4% - 27.4%

**Historical Extremes**  
-14.4% - 28.9%



## 8% Portfolio

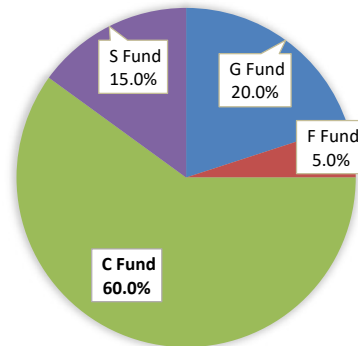
**Target Return**  
8.00%

**Deviation**  
12.80%

**Expected Range of Fluctuation**  
-4.8% - 20.8%

**Possible Range of Fluctuation**  
-17.6% - 33.6%

**Historical Extremes**  
-18.7% - 34.4%



## 9% Portfolio

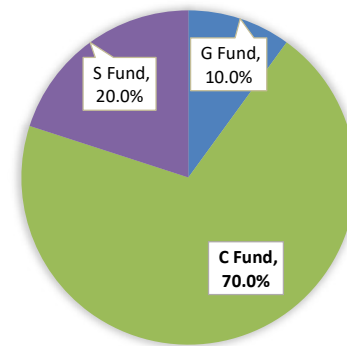
**Target Return**  
9.0%

**Deviation**  
14.0%

**Expected Range of Fluctuation**  
-5.0% - 23.0%

**Possible Range of Fluctuation**  
-19.0% - 37.0%

**Historical Extremes**  
-21.0% - 39.7%



## 10% Portfolio

**Target Return**  
10.0%

**Deviation**  
16.0%

**Expected Range of Fluctuation**  
-6.0% - 26.0%

**Possible Range of Fluctuation**  
-22.0% - 42.0%

**Historical Extremes**  
-25.0% - 44.1%

