

4% Portfolio

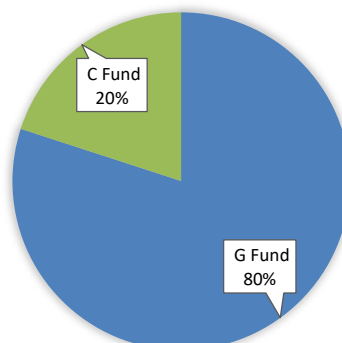
Target Return
4.00%

Deviation
2.00%

Expected Range of Fluctuation
2.00% - 6.00%

Possible Range of Fluctuation
0.00% - 8.00%

Historical Extremes
-0.40% - 8.00%



6% Portfolio

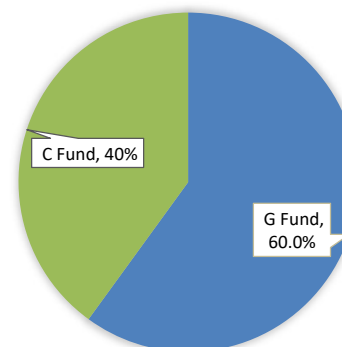
Target Return
6.00%

Deviation
7.00%

Expected Range of Fluctuation
-1.00% - 13.00%

Possible Range of Fluctuation
-8.00% - 20.00%

Historical Extremes
-10.45% - 20.74%



7% Portfolio

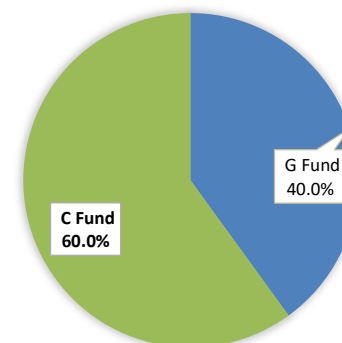
Target Return
7.0%

Deviation
11.0%

Expected Range of Fluctuation
-4.0% - 18.0%

Possible Range of Fluctuation
-15.0% - 29.0%

Historical Extremes
-14.4% - 28.9%



8% Portfolio

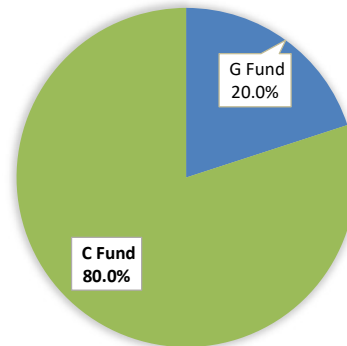
Target Return
8.00%

Deviation
13.00%

Expected Range of Fluctuation
-5.0% - 21.0%

Possible Range of Fluctuation
-18.0% - 34.0%

Historical Extremes
-18.7% - 34.4%



9% Portfolio

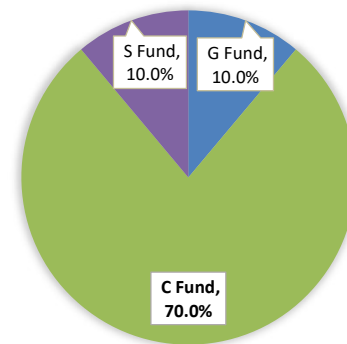
Target Return
9.0%

Deviation
15.0%

Expected Range of Fluctuation
-6.0% - 24.0%

Possible Range of Fluctuation
-21.0% - 39.0%

Historical Extremes
-21.0% - 39.7%



10% Portfolio

Target Return
10.0%

Deviation
18.0%

Expected Range of Fluctuation
-8.0% - 28.0%

Possible Range of Fluctuation
-26.0% - 46.0%

Historical Extremes
-25.0% - 44.1%

