

4% Portfolio

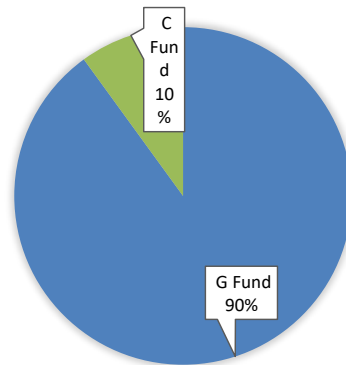
Target Return
4.00%

Deviation
1.65%

Expected Range of Fluctuation
2.35% - 5.65%

Possible Range of Fluctuation
0.70% - 7.30%

Historical Extremes
-0.40% - 8.00%



6% Portfolio

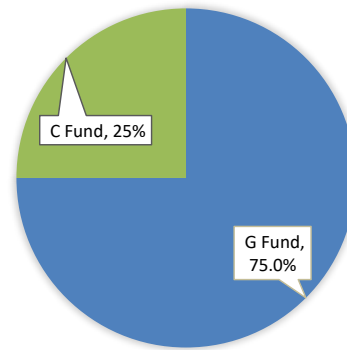
Target Return
6.00%

Deviation
7.00%

Expected Range of Fluctuation
-1.00% - 13.00%

Possible Range of Fluctuation
-8.00% - 20.00%

Historical Extremes
-10.45% - 20.74%



7% Portfolio

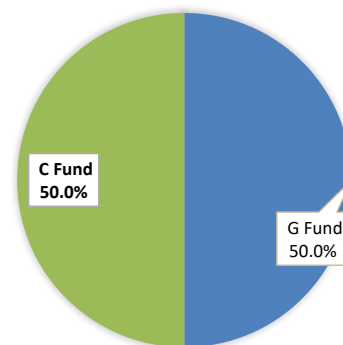
Target Return
7.0%

Deviation
11.25%

Expected Range of Fluctuation
-4.3% - 18.3%

Possible Range of Fluctuation
-15.5% - 29.5%

Historical Extremes
-14.4% - 28.9%



8% Portfolio

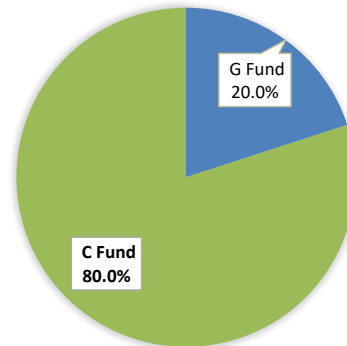
Target Return
8.00%

Deviation
15.10%

Expected Range of Fluctuation
-7.1% - 23.1%

Possible Range of Fluctuation
-22.2% - 38.2%

Historical Extremes
-22.0% - 34.4%



9% Portfolio

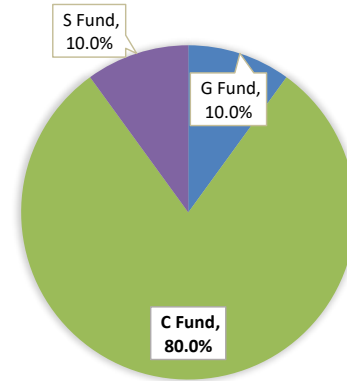
Target Return
9.0%

Deviation
16.8%

Expected Range of Fluctuation
-7.8% - 25.8%

Possible Range of Fluctuation
-24.6% - 42.6%

Historical Extremes
-33.0% - 39.7%



10% Portfolio

Target Return
10.0%

Deviation
22.0%

Expected Range of Fluctuation
-12.0% - 32.0%

Possible Range of Fluctuation
-34.0% - 54.0%

Historical Extremes
-45.0% - 44.1%

